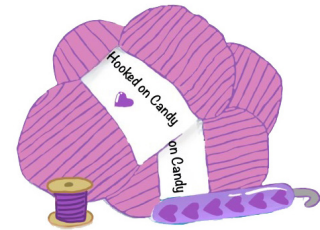


YARNSMITHS

Designed by Hooked on Candy
Chenille Chunky
Crochet
7273



Designed by Candy Downs of Hooked on Candy, this wonderful pattern was created in support of breast cancer groups who raise awareness and provide support to sufferers and their families. Wool Warehouse has made a donation to the charity Coppa Feel who is the only youth focused breast cancer awareness charity. "We speak to young people about why chest checking is important. From festivals to university campuses. From TikTok to shower cubicles. We are there to raise awareness of breast cancer."



Breast Cushion

MATERIALS AND MEASUREMENTS

Yarnsmiths Chenille Chunky		
Yarn A	2	Balls
Yarn B	1	Ball
5.5mm hook Fibrefill Yarn needle		
Photographed using shades: Yarnsmiths Chenille Chunky Yarn A: Peach (5422) Yarn B: Candyfloss Pink (5400)		

IMPORTANT

Use only the Yarnsmiths yarn specified. We cannot accept responsibility for an imperfect item if any other brand is used. The quantities of yarn stated are based on average requirements and are therefore approximate. Please note that the limitations of the printing process mean the actual colour will not always precisely match the colours shown in the photograph.

ABBREVIATIONS (UK)

BLO - Back loop only;
FLO - Front loop only;
Inc - Two Dc in same st;
Dc - Double crochet;
slst - Slip stitch;
st - stitch;
sts - stitches;
WS - Wrong side;
 * - Repeat the instructions between the asterisk as directed;
 () - stitch count.

BREAST

BACK

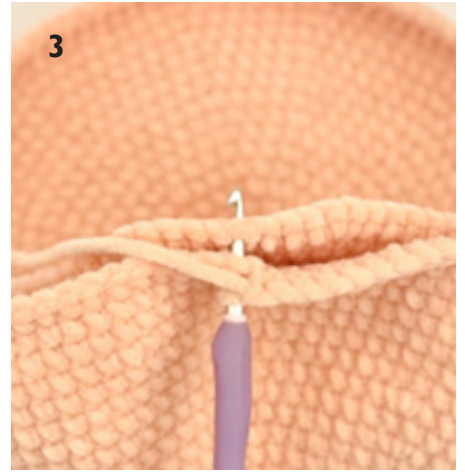


Using yarn A, Peach.

- Round 1** - 6Dc in MR (6)
Round 2 - Inc each st (12)
Round 3 - *Dc, Inc* repeat 6 times (18)
Round 4 - *Dc, Inc, Dc* repeat 6 times (24)
Round 5 - *3Dc, Inc* repeat 6 times (30)
Round 6 - *2Dc, Inc, 2Dc* repeat 6 times (36)
Round 7 - *5Dc, Inc* repeat 6 times (42)
Round 8 - *3Dc, Inc, 3Dc* repeat 6 times (48)
Round 9 - *7Dc, Inc* repeat 6 times (54)
Round 10 - *4Dc, Inc, 4Dc* repeat 6 times (60)
Round 11 - *9Dc, Inc* repeat 6 times (66)
Round 12 - *5Dc, Inc, 5Dc* repeat 6 times (72)
Round 13 - *11Dc, Inc* repeat 6 times (78)
Round 14 - *6Dc, Inc, 6Dc* repeat 6 times (84)
Round 15 - *13Dc, Inc* repeat 6 times (90)
Round 16 - *7Dc, Inc, 7Dc* repeat 6 times (96)
Round 17 - *15Dc, Inc* repeat 6 times (102)
Round 18 - *8Dc, Inc, 8Dc* repeat 6 times (108)
Round 19 - *17Dc, Inc* repeat 6 times (114)
 Finish off (photo 1).

FRONT

Using yarn B, Candyfloss Pink.

- Round 1** - 6Dc in MR (6)
Round 2 - Inc each st (12)
Round 3 - In BLO, Dc each st around (12)
Round 4 - Dc each st around (12)
Round 5 - In FLO, *Dc, Inc* repeat 6 times (18)
Round 6 - *Dc, Inc, Dc* repeat 6 times (24)
Round 7 - *3Dc, Inc* repeat 6 times (30)
Round 8 - *2Dc, Inc, 2Dc* repeat 5 times, 2Dc, Inc, 2slst (36)
 Finish off.
 Join yarn A using a slst to any st of previous round.
Rounds 9 to 21 - Starting in same st as slst, repeat rounds 7 to 19 from the back pattern.
Rounds 22 to 28 - Dc each st around (114) 7 Rounds.
 Do not finish off (photo 2).
 With the front still on your hook, place front and back WS together, insert your hook in next st of the front and any st on the back (photo 3) complete a Dc, carry on in this way to join both sides together (photo 4).
 When you have a few sts remaining (photo 5) stuff firmly then join the final sts together.
 Finish off and weave in ends (photo 6).



Email: sales@woolwarehouse.co.uk

© YARNSMITHS All our designs and publications are protected by copyright. Unauthorised copying in any form is illegal and represents a breach of this copyright. In the event of any unauthorised and illegal copying we reserve the right to take appropriate legal action to protect our interests.